


GKR KARATE
KARATE FOR EVERYONE

R6 - RAVENHALL WINDOW CONCEPTS




This is an approximate overview of how we anticipate the external signage for our Region 6 Ravenhall Full Time Dojo will look upon completion.





GKR KARATE
KARATE FOR EVERYONE

R2 - GLENDENNING FTD



The Glenddening external Signage consists of 3 main areas...

1. External Monolith (Large Sign near road)
2. Entrance including double door and overhead sign
3. Carpark facing 'Karate for everyone' sign

TOP RIGHT IMAGE

Double Door entry to facility


BOTTOM RIGHT IMAGE

windows in front of parking area.



R17 - MOSSVALE FTD





The external design for Mossvale seems fairly close to having all details locked in. The design for the doors themselves will be addressed in a separate PDF (as it applies to a few other FTD's as well).

The only other detail is to decide if the 'Karate for everyone' tagline will be on the left or right....

TOP RIGHT IMAGE

View from across the street. Depending on how the pillars obscure visibility, the design could be flipped left to right.

BOTTOM RIGHT IMAGE

This is where our external street signage is positioned in relation to the building




Q1 'KFE'
ON LEFT OR RIGHT?

Once I have confirmation from the R17 team as to which side is best viewed from the street we will know which side to place the "Karate for everyone" (KFE) tagline.





R8 - HEATHMONT FTD



I'm really Happy with the way the additional colour on the windows helps the entire Heathmont design come together, now there are only a few final details to lock in...

Q1

CLEAR OR WHITE BACKGROUND ON DOOR?

We were undecided in our conversation as to whether the door for Heathmont would have a white background or remain clear? Personally I like the contrast that the White Background gives against the Black panel on the right.


RIGHT IMAGE

This a wider view of the location

NOTE: We had discussed Timetables & Phone numbers would be displayed on a wall display on the left or right of the entrance (allowing easy updating over time).



R28 - PORT KENNEDY FTD



1 EXTERNAL SIGNAGE

1. I have positioned 3 Large signs displaying our logo in the areas above the awnings (centre option is stacked)
2. The entrance doors have our kanji on either side and a red stripe in the panels above displaying the text: 'Entrance' The doors themselves have our contact details and benefits (same execution as the R17 FTD)



3. The 2 large ground floor windows on the left of the main entrance show our 'Karate for everyone' slogan and our silhouette and kanji graphics. The windows on the right of the main entrance will be left with minimum graphics (possibly just the red stripe at the top to provide consistent colour on the outside of the building). The windows on the left are higher priority as the sun is stronger this side and the graphic will serve as protection to our mats inside. There is a second entrance (roller doors) on this side as well, so this area is likely to receive more traffic from students.